

# POSTS

Green, Lean and Supreme

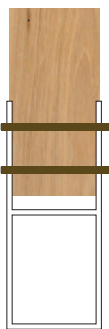


## MASSIVE POSTS AND BEAMS

Massive and magnificent, Kennedy's range of premium aged post and beam timbers add warmth and charm to any structure.

These old timbers have immense structural integrity. They can either be left in their original rustic and rugged form or handbrushed to reveal the patina that generations of prior use has enriched.

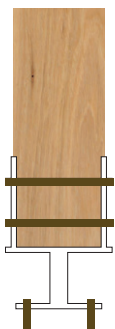
Post supports are available and Kennedy's can pre-drill and slot your posts to suit the supports for easy install on site.




**TORNADO  
STIRRUP**



**BOLT ON  
T-BLADE**



**SURFACE MOUNT  
U-STIRRUP**



**T-BLADE  
EXTRA HEAVY  
DUTY**

Some suggested installation methods for post supports.

Installation must be in accordance with local council building regulations and engineers specifications.

### SPECIES AVAILABLE

SPOTTED GUM

TALLOWOOD

IRONBARK

### SIZE

100MM X 100MM

125MM X 125MM

150MM X 150MM

200MM X 200MM

250MM X 250MM

300MM X 300MM

350MM X 350MM

400MM X 400MM

### FINISHES

HANDBRUSHED

SAWN

DRESSED